



CECyTE Tulum March-July 2017: Distribution of pH

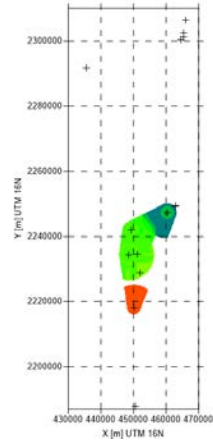
CECyTE Tulum water monitoring campaign spring 2017 - distribution of pH - week 18/2017




CECyTE Tulum water monitoring campaign spring 2017 - distribution of pH - week 19/2017



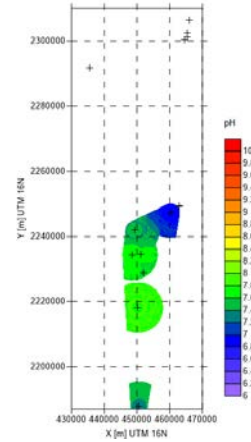
CECyTE Tulum water monitoring campaign spring 2017 - distribution of pH - week 20/2017




CECyTE Tulum water monitoring campaign spring 2017 - distribution of pH - week 21/2017




CECyTE Tulum water monitoring campaign spring 2017 - distribution of pH - week 22/2017




CECyTE Tulum water monitoring campaign spring 2017 - distribution of pH - week 23/2017




CECyTE Tulum water monitoring campaign spring 2017 - distribution of pH - week 24/2017



CECyTE Tulum water monitoring campaign spring 2017 - distribution of pH - week 25/2017



CECyTE Tulum water monitoring campaign spring 2017 - distribution of pH - week 26/2017



CECyTE Tulum water monitoring campaign spring 2017 - distribution of pH - week 27/2017

